

RIMINI II S1P SRC



LOW CUT TENNIS SHOES - S1P SRC

Ref. RIMINI2S1P



Product specifications

Upper: Suede split leather and nylon mesh (breathable). Lining: Polyamide absorbing. Insole: Removable premolded - Polyester on EVA. Outsole: Injected - Dual-density PU.

COLOUR

Beige-Grey, Grey-Navy blue, Grey-Black

SIZE

36, 37, 38, 39, 40, 41, 42, 43, 44, 45, 46, 47

Product Use - Risks



Antistatic



Shock



Cutting / Perforation



Slip



Second work / craftman



Light industry



Services / Logistics

Product's highlights & user's benefits



Certifications and Standards



PPE DIRECTIVE 89/686/EEC



EN ISO 20344:2011 Personal protective equipment - Test methods for footwear



EN ISO 20345:2011 Personal protective equipment - Safety footwear.

S1P: Additional special requirements

SRC: Slip resistance

References

References	Bar code	COLOUR	SIZE		
RIMI2SPBG39	3295249109356	Beige-Grey	39	10	-
RIMI2SPBG40	3295249109363	Beige-Grey	40	10	-
RIMI2SPBG41	3295249109370	Beige-Grey	41	10	-
RIMI2SPBG42	3295249109387	Beige-Grey	42	10	-
RIMI2SPBG43	3295249109394	Beige-Grey	43	10	-
RIMI2SPBG44	3295249109400	Beige-Grey	44	10	-
RIMI2SPBG45	3295249109417	Beige-Grey	45	10	-
RIMI2SPBG46	3295249109424	Beige-Grey	46	10	-
RIMI2SPBG47	3295249109431	Beige-Grey	47	10	-
RIMI2SPGB36	3295249114619	Grey-Navy blue	36	10	-
RIMI2SPGB37	3295249114626	Grey-Navy blue	37	10	-
RIMI2SPGB38	3295249114640	Grey-Navy blue	38	10	-
RIMI2SPGB39	3295249109172	Grey-Navy blue	39	10	-
RIMI2SPGB40	3295249109189	Grey-Navy blue	40	10	-
RIMI2SPGB41	3295249109196	Grey-Navy blue	41	10	-
RIMI2SPGB42	3295249109202	Grey-Navy blue	42	10	-
RIMI2SPGB43	3295249109219	Grey-Navy blue	43	10	-
RIMI2SPGB44	3295249109226	Grey-Navy blue	44	10	-
RIMI2SPGB45	3295249109233	Grey-Navy blue	45	10	-
RIMI2SPGB46	3295249109240	Grey-Navy blue	46	10	-
RIMI2SPGB47	3295249109257	Grey-Navy blue	47	10	-
RIMI2SPGN36	3295249125578	Grey-Black	36	10	-
RIMI2SPGN37	3295249125585	Grey-Black	37	10	-

References	Bar code	COLOUR	SIZE		
RIMI2SPGN38	3295249125660	Grey-Black	38	10	-
RIMI2SPGN39	3295249116477	Grey-Black	39	10	-
RIMI2SPGN40	3295249116484	Grey-Black	40	10	-
RIMI2SPGN41	3295249116491	Grey-Black	41	10	-
RIMI2SPGN42	3295249116507	Grey-Black	42	10	-
RIMI2SPGN43	3295249116514	Grey-Black	43	10	-
RIMI2SPGN44	3295249116521	Grey-Black	44	10	-
RIMI2SPGN45	3295249116538	Grey-Black	45	10	-
RIMI2SPGN46	3295249116545	Grey-Black	46	10	-
RIMI2SPGN47	3295249116552	Grey-Black	47	10	-